

Monthly report - March 2022

Key figures

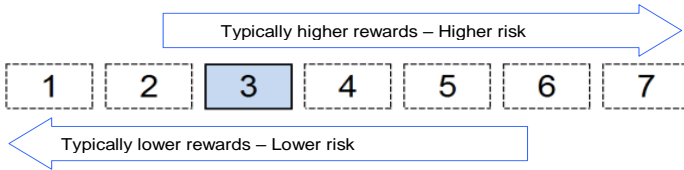
|                        |                                |
|------------------------|--------------------------------|
| Fund Symbol:           | PSKPI                          |
| Fund type:             | Multi-Asset Defensive - Europe |
| Inception date:        | 28.10.1998                     |
| Net asset value (NAV): | 3.140.859,41 EUR               |

Return overview

|            | 1 year | 3 years | 5 years |
|------------|--------|---------|---------|
| Nav return | 6,64%  | 11,88%  | 11,99%  |

Note: Past returns are not guarantee for future returns. Subscription and redemption fees reduce the total return on investment.

Risk and reward profile



The risk indicator was calculated incorporating simulated historical data and may not be a reliable indication of the future risk profile of the Fund. The risk category shown is not guaranteed and may change over time. The lowest category does not mean risk free.

The Fund is rated three due to the nature of its investments which include the risks listed below. These factors may impact the value of the Fund's investments or expose the Fund to losses.

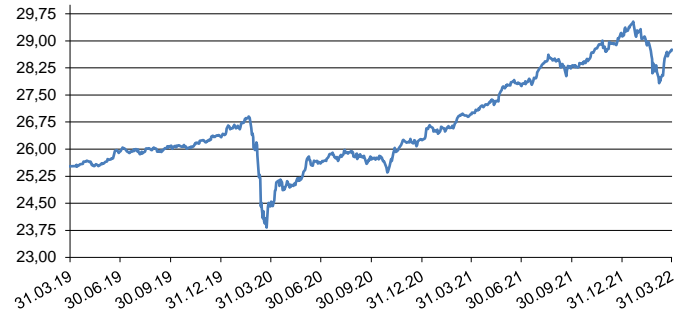
The value of bonds and bond-related securities can be affected by credit risk or changes to interest rates. Potential or actual credit rating downgrades may increase the level of perceived risk.

Particular risks not adequately captured by the risk indicator include:

Liquidity Risk – lower liquidity means there are insufficient buyers or sellers to allow the Fund to sell or buy investments readily.

Credit risk – the issuer of a financial asset held within the Fund may not pay income or repay capital to the Fund when due.

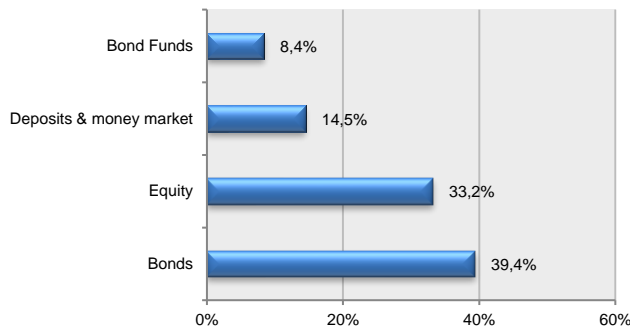
Basic chart over 36 months



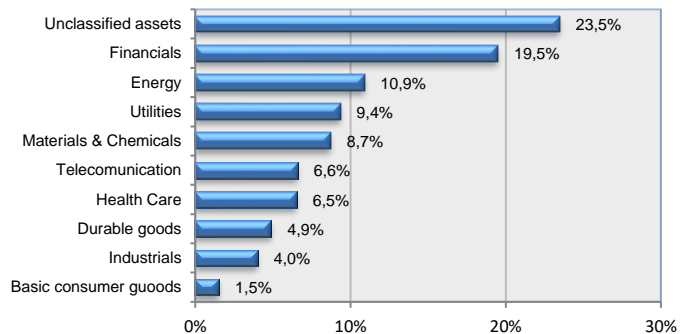
Top 10 holdings as at 31.03.2022

| Issuer                      | Code                  | Share in % |
|-----------------------------|-----------------------|------------|
| REPUBLIKA SLOVENIJA         | RS84 - SLOREP 0 7/8 ( | 6,39       |
| GEN-I, D.O.O.               | GEN10                 | 6,36       |
| PETROL, D.D., LJUBLJANA     | PETG                  | 5,52       |
| REPUBLIKA SLOVENIJA         | RS77 - SLOREP 2 1/4   | 5,50       |
| SAVA-RE D.D.                | POSR                  | 5,20       |
| KRKA NOVO MESTO             | KRKG                  | 4,68       |
| T - 2 D.O.O.                | TDV04                 | 3,68       |
| NOVA LJUBLJANSKA BANKA D.D. | NLB27                 | 3,34       |
| PETROL, D.D., LJUBLJANA     | PET5                  | 3,28       |
| EQUINOX NEPREMIČNINE D.D.   | GHU1                  | 3,27       |

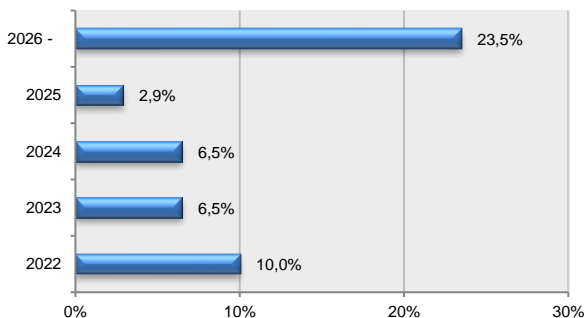
Asset allocation as at 31.03.2022



Asset allocation by sector as at 31.03.2022



Asset allocation by maturities as at 31.03.2022



Geographic asset allocation as at 31.03.2022

